

SOLUTION

HORIZONTAL SCISSOR STYLE

HA250W • HA400W • HFA250W • HFA400W



The Vision of Precision



The Engineering AMADA



AMADA[®]
AMADA MACHINERY AMERICA, INC.

AUTOMATIC HORIZONTAL METAL CUTTING BANDSAWS

HA250W • HA400W

▶▶▶ **THE HA250W & HA400W** feature “C” section frames that carry the mountings for the two band wheels, heavy-duty worm gear drive reducer, blade drive motor, and saw guide arm mounting supports. The result is an extremely rigid structure that delivers efficiency, economy, and large-capacity cutting for all types of metals.

STANDARD FEATURES

- **PRESSURE FLOW VALVE:** The independent pressure and flow controls in series ensure the optimum cutting rate can be obtained regardless of section or alloy being cut.
- **POWERED CHIP CONVEYOR:** Hydraulic-powered shaftless chip conveyor for chip removal and coolant separation. Greatly reduces cleanup time and enables the machine to run longer without operator cleanup.
- **AUTOMATIC KERF COMPENSATING DIAL:** On multiple index, the need to calculate for kerf loss has been eliminated.
- **INDEX FLOATING VISE:** Indexing accuracy of +/- 0.004"/index. Both vise jaws open on the indexing vise to accommodate crooked bars and eliminate scoring the OD of finished bars.
- **SPLIT FRONT VISE:** (HA250W) The work-holding vise is split so that it clamps the workpiece on both sides of the cutting plane.
- **9 TIMES MULTI INDEX:** The machine control has the capability to make up to nine index passes, giving a maximum cut length of 141.7" (3600 mm) for HA250W and 177" (4500 mm) for HA400W in automatic mode.
- **MOTION DETECTOR:** The wheel motion detector will turn off the blade drive in the event of a blade breaking or jamming in a workpiece. This feature also prevents premature wear on the drive wheel from a stalled blade.
- **ZERO CLAMP VISE**
- **DIAGNOSTIC LIGHTS**
- **PIECE COUNTER**
- **VARIABLE BLADE SPEED DRIVE**
- **BLADE BREAK LIMIT SWITCH**
- **2 WAY-OPENING VISE** (HA400W)
- **OPERATOR'S CONSOLE**

OPTIONAL FEATURES

- **VERTICAL CLAMPS**
- **VISE PRESSURE CONTROL**
- **ROLLER TABLE 4'** (HA400W)
- **ROLLER TABLE 6'**
- **ROLLER TABLE 10'**
- **STAGING TABLE 6'X4'**
- **STAGING TABLE 10'X4'**
- **EXTERNAL CHIP CONVEYOR**
- **EXTENDED WARRANTY=** Regular 1 year + Additional year Total 2 years

Specifications may change without notice at the sole discretion of Amada's Engineering Department.



FULL-STROKE VISES



CONTROL PANEL



AUTOMATIC KERF COMPENSATION



INDEX FLOATING VISE



DYNAMIC HIGH-PERFORMANCE BANDSAWS

HFA250W • HFA400W

▶▶▶ **THE HFA SERIES** of fully automatic bandsaws was created to deliver extraordinary precision with highly accurate material indexing controlled by NC positioning. The squareness of each cut is monitored by a unique Amada-designed blade deviation monitor. A wide range of cutting capacities is available to match your application requirements.

STANDARD FEATURES

- **PRESSURE FLOW VALVE:** The independent pressure and flow controls in series ensure the optimum cutting rate can be obtained regardless of section or alloy being cut.
- **POWERED CHIP CONVEYOR:** Hydraulic-powered shaft less chip conveyor for chip removal and coolant separation. Greatly reduces cleanup time and enables the machine to run longer without operator cleanup.
- **PLC (Pro Logic) CONTROLLER:** This controller allows the operator to program and store up to 99 jobs with job queue cutting capability.
- **BLADE DEVIATION MONITOR**
- **MOTION DETECTOR**
- **VARIABLE BLADE SPEED**
- **WHEEL COVER LIMIT SWITCH**
- **AUTO TRIM CUT**
- **NC BACK GAUGE**
- **SELF DIAGNOSTICS**
- **FULL STROKE VISE**
- **SPLIT VISE (HFA250W)**

OPTIONAL FEATURES

- **ROLLER TABLE 6'**
 - **ROLLER TABLE 10'**
 - **VISE PRESSURE CONTROL**
 - **VERTICAL CLAMPS**
 - **EXTERNAL CHIP CONVEYOR**
 - **STAGING TABLE 6'X4'** (HFA250W • HFA400W)
 - **STAGING TABLE 10'X4'** (HFA250W • HFA400W)
 - **EXTENDED WARRANTY=** Regular 1 year + Additional year Total 2 years
- Specifications may change without notice at the sole discretion of Amada's Engineering Department.

NC FUNCTIONS

- **HOUR METER**
- **AUTO TRIM CUT**
- **BLADE DEVIATION MONITOR**
- **99 CUT-OFF LENGTHS FROM THE SAME BAR**
- **NUMBER OF PIECES REQUIRED/CUT**
- **DOES NOT HAVE BLADE LIFE/HISTORY**



POWER CHIP CONVEYOR



BLADE DEVIATION MONITOR



CUTTING DEVIATION



WHEEL COVER INTERLOCK

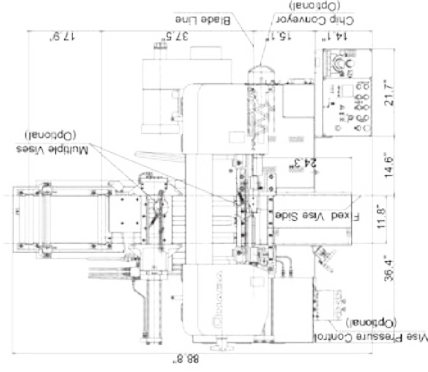


Roller Conveyor & Staging Table ▲

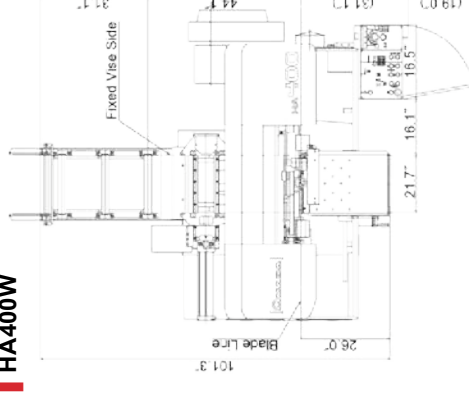
PRODUCT SPECIFICATIONS & DIMENSIONS

	HA250W	HA400W	HFA250W	HFA400W
Round Capacity	1.18" - 10" (30 - 250 mm)	1.18" - 16.54" (30 - 420 mm)	1.18" - 10" (30-250 mm)	1.18" - 16.54" (30-420 mm)
Rectangle Capacity (W x H)	11.8" x 10" (300 x 250 mm)	16.3" x 16.3" (415 x 415 mm)	10.6" x 10" (270 x 250 mm)	16" x 16" (400 x 400 mm)
Work Load Capacity	3,307 lbs (1,500 kg)	5,511 lbs (2,500 kg)	3,307 lb (1,500 kg)	5,511 lb (2,500 kg)
Blade Size (L x T x W)	11'6" x 0.042" x 1-1/4" (3505 x 1.1 x 34 mm)	15" x 0.050" x 1-1/2" (4570 x 1.3 x 41 mm)	11'6" x 0.042" x 1-1/4" (3505 x 1.1 x 34 mm)	15" x 0.050" x 1-1/2" (4570 x 1.3 x 41 mm)
Blade Speed	89 - 295 ft/min., 60 Hz Stepless (27 - 90 m/min., 60 Hz Stepless)	56 - 295 ft/min., 60 Hz Stepless (17 - 90 m/min., 60 Hz Stepless)	89 - 295 ft/min, 60 Hz Stepless (27 - 90 m/min, 60 Hz Stepless)	56 - 295 ft/min, 60 Hz Stepless (17 - 90 m/min, 60 Hz Stepless)
Saw Blade Motor	5 HP (3.7 kW)	7.5 HP (5.5 kW)	5 HP (3.7 kW)	7.5 HP (5.5 kW)
Hydraulic Pump Motor	1 HP (0.75 kW)	2 HP (1.5 kW)	1 HP (0.75 kW)	2 HP (1.5 kW)
Cutting Fluid Pump Motor	1/4 HP (0.12 kW)	1/4 HP (0.18 kW)	1/4 HP (0.18 kW)	1/4 HP (0.18 kW)
Single Index Stroke	15.75" (max 9 times index) (400 mm (max 9 times index))	19.6" (max 9 times index) (500 mm (max 9 times index))	15.75" (400 mm)	19.6" (500 mm)
Index Length	0.394" - 141.7" (10.0 - 3600 mm)	0.394" - 177" (10.0 - 4500 mm)	0.39" - 999.999" (10 - 9999.9 mm)	0.39" - 999.999" (10 - 9999.9 mm)
Material Index Remnant Length	2.24" plus length of parts (57 mm plus length of parts)	3" plus length of parts (76 mm plus length of parts)	2.24" plus length of parts (57 mm plus length of part)	3" plus length of parts (76 mm plus length of parts)
Head Up Position (W x L x H)	76.5" x 93.1" x 69.8" (1945 x 2366 x 1772 mm)	89.5" x 106.2" x 95.5" (2274 x 2697 x 2425mm)	76.9" x 93.1" x 69.8" (1945 x 2366 x 1772 mm)	89.5" x 106.2" x 95.5" (2274 x 2697 x 2425mm)
Head Down Position (W x L x H)	76.5" x 93.1" x 50.6" (1945 x 2366 x 1285 mm)	89.5" x 106.2" x 62.0" (2274 x 2697 x 1575 mm)	76.6" x 93.1" x 50.6" (1945 x 2366 x 1285 mm)	89.5" x 106.2" x 62.0" (2274 x 2697 x 1575 mm)
Table Height	27.6" (700 mm)	31.5" (800 mm)	27.6" (700 mm)	31.5" (800 mm)
Machine Weight	3,307 lb (1,500 kg)	4,851 lb (2,200 kg)	3,310 lb (1,500 kg)	4,850 lb (2200 kg)

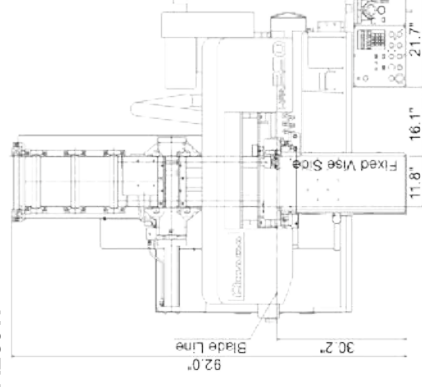
HA250W



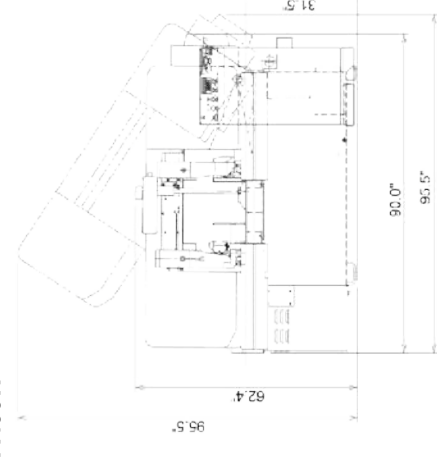
HA400W



HFA250W



HFA400W



Before using this product, please read the operator's manual carefully and follow all applicable instructions.

- When using our products, safety equipment is required depending on the operational task.
- Specifications, appearance and equipment are subject to change without notice by reason of improvement.
- Please use the machine model name as HA250W, HA400W, HFA250W, OR HFA400W when applying for administration applications.
- For any inquiries, please contact local Amada Machinery America, Inc. office.

© AMADA MACHINERY AMERICA, INC. All Rights Reserved.



100 S Puente St • Brea, CA 92821
Phone: 847.285.4800 • Fax: 847.519.2127

www.amadamca.com

